LOAD TRAIL

Est. 1996



TILT-DECK TRAILERS

MEET THE TILT-DECK LINEUP

Load Trail's Tilt-Deck series is engineered and built for the long haul because we know how importmant it is to have a durable, high-quality tilt-deck trailer. Whether you're in transportation, construction or landscaping, Load Trail's Tilt-Deck series can handle whatever you throw at it, and more. Take advantage of Load Trail's broad selection of customizations and take your trailer to the next level. We take pride in what we build because you deserve the best.

SH SERIES

TH SERIES
(single axle)

TH SERIES
(tandem axle)

PE SERIES

PT SERIES

GN SERIES

GE SERIES

GT SERIES

KEY ADVANTAGES

Industry Best Warranty | Roadside Reimbursement | National Dealer Network | Commercial Grade Construction | Dexter E-Z Lube® / Oil Bath Axles | Dexter Nev-R Adjust™ Forward Self Adjusting Electric Brake | Dexter Heavy-Duty Suspension System (HDSS) Standard On Tandem Dual Configurations | Sherwin Williams® Powder Coat | Primer Standard | Radial Tires Standard | Powder Coated Wheels | Spare Tire & Fold-down Spare Tire Mount Standard On Gooseneck Models | Locking Tilt Mechanism | Built-in Battery Charger On Select Models | Cusioned Bed Lowering System on Lowering System | Bladed Tail for Easy Loading | 3" Channel Cross-members | Stake Pockets, Pipe Spools & Rub Rails On Select Models | Front Tool Box Standard on Gooseneck Models | Pressure Treated 2x6 Decking | Recessed DOT Compliant LED Lighting | Premium Fully Sealed Wiring Harness w/Polar Cord | NATM Compliant | Sandblasted & Zirconium Washed | Hand Pinstriping | Innovative Design | Largest Selection Options for Customization | Made in USA

POWDER COATING PROCESS

Powdura OneCure is a single cure primer and topcoat powder system that provides the best of both chemistries to deliver superior performance in the trailer industry. Powdura Onecure™ Dry on Dry system offers the following TM advantages over traditional DTM polyester powders in a single cure application built for the long haul:

- Enhanced Corrosion & Chip Resistance
- Better Metal Substrate Wetting For Superior Adhesion vs. Standard DTM polyesters
- Excellent Humidity and QUVA ExpoSure For Outstanding Weatherability
- Better Edge Coverage and Weld Protection
- Better Chemical Resistance To Oils, Diesel, and Gasoline
- Excellent Color and Gloss Retention

1. BLAST

Load Trail uses both automatic and manual methods of mechanical blasting to remove all rust and milscale present on metals from the manufacturing process for a thorough blasted metal surface to create a metal profile for optimum adhesion of our powdercoating system.

2. WASH

We then run the trailers through an industry leading Zirconium Phosphate 2 stage automatic pretreatment cleaning process. The trailers start through a cleaner coater stage which cleans the metal from any foreign contaminants and then moves into a final rinse sealer stage to seal the metal to help better promote a coating to the metal blasted surface that helps create a better bond to the powdercoating.

3. DRYER

Immediately following the automatic pretreatment wash our trailers go into a full cycle dry-off oven to ensure any residual moisture is gone and the metal is good and dry before beginning the powder coating process.

4. PRIMER

In our First step we lead the market in using a single curing dry on dry Zinc Epoxy primer to coat the entire metal surface to cover the profile of the metal to ensure the best metal substrate wetting during the cure process for optimum adhesion and corrosion protection.

5. COLOR

Then our trailers go into the second step to apply dry on dry premium quality architectural grade super-durable polyester powders in all of our colors offered. These powder coating Topcoats offer excellent weatherability in color and gloss retention while still being functional for heavy use and exposure to the work environments.

6. CURE

In the final step our trailers enter the oven to go through the curing process at the manufacturer's recommended temperature until fully cured. Our Powdura One-Cure primer/topcoat system is an innovative single cure primer and topcoat system. Our coating system co-reacts and cross-links to form a single highly corrosion resistant coating without the need to gel or cure the primer, eliminating any potential adhesion issues when trying to coat two step systems together. This product will help extend the life of your coating and ensure your trailer is protected for the long haul.

JET BLACK	BLUE METALLIC	BRIGHT RED	CHARCOAL	FORREST GREEN
NEON ORANGE	PINK	EQUIP. YELLOW	WHITE	COYOTE TAN
ARMY GREEN	NEON GREEN	AGGIE MAROON	MUSTARD YELLOW	SILVER
BARNEY PURPLE	WESTERN BEIGE METALLIC	KAWASAKI GREEN	SKY BLUE	NAVY BLUE
JET BLACK METALLIC				

Colors shown for reference. Actual colors vary.

SH07
Single Axle Scissor Hauler

Stock photo. May be shown with additional options.

STANDARD FEATURES

- 7,000 lb GVWR
- 7,000 lb GAWR
- 5” Channel Tongue
- 3“ X 5” Angle Iron Frame
- 3” Channel 16” OC Cross-members
- (1) 7,000 lb DEXTER Electric/Torsion Axle (with Forward Self-Adjust brakes)
- 16” 8-Hole Wheels
- ST235/80 R16 LRE Tires
- Torsion Suspension
- (1) 5,000 lb Top-wind Jack
- 2-5/16” Adjustable Coupler
- Steel Diamond Plate Fenders
- (6) 3“ D-Rings
- 1/8” Steel Diamnd Plate Floor
- (2) Safety Chains
- LED Lighting
- 16 Ga. 5-Way Double-Insulated Harness w/7-way Plug & Front Polar Cord
- Mechanical and/or Chemical Pretreatment for Maximum Paint Adhesion
- Black Polyester TGIC Gloss Powder Topcoat With PRIMER STANDARD

Standard features shown are based on SH07 model. Standard features vary by model. Axles also available with hydraulic brakes. Spare tire mount isonly available on the 12’ model.

AXLE OPTIONS
7,000 Lb Dexter Electric/Torsion (FSA)

COUPLER OPTIONS
2” Adjustable Coupler
3” Adjustable Pintle Coupler

POPULAR OPTIONS
7K Drop-Leg Jack
Additional 3” D-rings
Additional 4” D-rings
Cushion Gravity Down
Stake Pockets
Spare Tire & Mount

G.V.W.R.	LENGTHS	WIDTHS	DECK HEIGHT	BASE WEIGHT	G.A.W.R.
7,000 lbs	10 - 12 ft	60 - 77”	18”	1,345 - 2,109 lbs	7,000 lbs/Axle

For a complete list of options and available configurations, visit us at www.loadtrail.com.

TH07
6” I-Beam Single Axle Heavy-Duty Tilt

LOAD TRAIL

Stock photo. May be shown with additional options.

STANDARD FEATURES

- 7,000 lb GVWR
- 7,000 lb GAWR
- 6” I-Beam Tongue
- 6” I-Beam Frame
- 3” Channel 16” OC Cross-members
- (1) 7,000 lb DEXTER Electric/Torsion Axle (with Forward Self-Adjust brakes)
- Torsion Suspension
- 16” 8-Hole Wheels
- ST235/80 R16 LRE Tires
- 3”x10”x1.25” Gravity Cylinder
- 12 Ft Tiltable Deck + 3 Ft Stationary Deck
- (1) 7,000 lb Drop-Leg Jack
- 2-5/16“ Adjustable Coupler
- (2) Safety Chains
- Steel Diamond Plate Fenders
- Treated Pine Flooring
- LED Lighting
- 16 Ga. 5-Way Double-Insulated Harness w/7-way Plug & Front Polar Cord
- Mechanical and/or Chemical Pretreatment for Maximum Paint Adhesion
- Black Polyester TGIC Gloss Powder Topcoat With PRIMER STANDARD

Standard features shown are based on TH07 model.

AXLE OPTIONS
7,000 Lb Dexter Electric/Torsion (FSA)

COUPLER OPTIONS
2” Adjustable Coupler
2-5/16” Adjustable Coupler
3” Adjustable Pintle Coupler

POPULAR OPTIONS
Steel Diamond Plate Floor
Rough Oak Floor
Blackwood Lumber (classic or PRO)
12” OC Cross-Members
Fork Holders
Powered Hydraulic System
Additional 3” or 4” D-Rings (weld-on, bolt-on, recessed or removable)

POPULAR OPTIONS
Tongue-Mount Tool Box
2” Rub Rail
10K Drop-Leg Jack
Spare Tire Mount (weld-on or removable)
Winch Plate
12K, 15K, or 17.5K Winch Package

15° TILT ANGLE | LOAD TRAIL 232 PROTECTED | DEXTER | POWDER PRIMER STANDARD | POWDER TOUGH COATED

GVWR	LENGTHS	WIDTHS	DECK HEIGHT	BASE WEIGHT	G.A.W.R.
7,000 lbs	15 ft	83”	24”	1,345 lbs	7,000 lbs/Axle

For a complete list of options and available configurations, visit us at www.loadtrail.com.

TH

TH10 | TH14 | TH16 | TH20 | TH21

8” I-Beam Bumper Pull Tilt-N-Go

LOAD TRAIL

Stock photo. May be shown with additional options.

STANDARD FEATURES

- 14,000 lb GVWR
- 7,000 lb GAWR
- 8” I-Beam Tongue
- 8” I-Beam Frame
- 3” Channel, 16” OC Cross-members
- (2) 7,000 lb DEXTER Electric/Torsion (with Forward Self-Adjust brakes)
- 16” 8-Hole Wheels
- ST235/80 R16 LRE Tires
- Torsion Suspension
- (1) 10,000 lb Drop-Leg Jack
- 2-5/16” Adjustable Coupler
- 3” x 10” x 1.25” Gravity Cylinder
- 16 Ft. Tilt-able Deck + Stationary Deck (see notes)
- Steel Diamond Plate Fenders
- (6) 3“ D-Rings
- Treated Pine Flooring
- (2) Safety Chains
- LED Lighting
- 16 Ga. 5-Way Double-Insulated Harness w/7-way Plug & Front Polar Cord
- Mechanical and/or Chemical Pretreatment for Maximum Paint Adhesion
- Black Polyester TGIC Gloss Powder Topcoat With PRIMER STANDARD

Standard features shown are based on TH14 model. Standard features vary by model. Axles also available with hydraulic brakes. 2’ stationary deck tandard on 18 Ft model. 4’ stationary deck standard on 20 Ft. model. 6’ stationary deck standard on 22 Ft. model. 8’ stationary deck standard on 24 Ft model. Deck height changes to 26” when 8K axle option is selected. The TH10 has a 9° tilt angle. The TH16 has a 11° tilt angle.

AXLE OPTIONS

5,200 Lb Dexter Electric/Torsion (FSA)
7,000 Lb Dexter Electric/Torsion (FSA)
8,000 Lb Dexter Electric/Torsion (FSA)

COUPLER OPTIONS

2” Adjustable Coupler
2-5/16” Adjustable Coupler
3” Adjustable Pintle Coupler

POPULAR OPTIONS

ST215/75 R17.5 LRH Tires
Steel Diamond Plate Floor
Rough Oak Floor
Douglas Fir Floor
Blackwood Lumber (classic or PRO)
12” OC Cross-members
Fork Holders
(2) 10K Drop-Leg Jacks
(2) 25K Drop-Leg Jacks
MAX-Jacks (Hydraulic)

POPULAR OPTIONS

Powered Hydraulic System
Solar Charger
8 Amp Battery Charger
Wireless Remote
Additional 3” or 4” D-rings (weld-on, bolt-on, recessed or removable)
Rub Rail
12K, 15K 17.5K Winch Package
Winch Plate

10° TILT ANGLE | LOAD TRAIL 232 PROTECTED | DEXTER | POWDER PRIMER STANDARD | POWDER TOUGH COATED

GVWR	LENGTHS	WIDTHS	DECK HEIGHT	BASE WEIGHT	G.A.W.R.
9,990 - 21,000 lbs	18 - 24 ft	83 - 102”	24”	4,000 - 4,300 lbs	5,200 - 8,000 lbs/Axle

For a complete list of options and available configurations, visit us at www.loadtrail.com.

PE

PE14 | PE16 | PE21

10” I-Beam Heavy-Duty Equipment Tilt

LOAD TRAIL

Stock photo. May be shown with additional options.

STANDARD FEATURES

- 14,000 lb GVWR
- 7,000 lb GAWR
- 10” I-Beam Tongue
- 10” I-Beam Frame
- 6“ I-Beam Deck Frame
- 3” Channel 16” OC Cross-members
- (2) 7,000 lb DEXTER Electric/Spring Axles (with Forward Self-Adjust brakes)
- 16” 8-Hole
- ST235/80 R16 LRE Tires (spare included)
- Multi-leaf Spring Suspension
- (2) 10,000 lb Drop-Leg Jacks
- 2-5/16” Adjustable Coupler
- Dual Powered Hydraulic System
- 5”x 15.75”x 2” Hyd. Cylinder + Scissor Hoist (w/ 12v Deep Cycle Battery & 5 amp charger)
- 22Ft Standard Tilt-able Deck (see notes)
- In-Tongue Tool Tray
- (2) Safety Chains
- Treated Pine Flooring
- 2” Rub Rail, Pipe Spools & Stake Pockets
- 15” MAX-Step
- LED Lighting
- 16 Ga. 5-Way Double-Insulated Harness w/7-way Plug & Front Polar Cord
- Mechanical and/or Chemical Pretreatment for Maximum Paint Adhesion
- Black Polyester TGIC Gloss Powder Topcoat With PRIMER STANDARD

Standard features shown are based on PE14 model. Standard features vary by model. Axles available in straight or torsion, with electric or hydraulic brakes. Tilt-able deck standard at 22 Ft stationary deck available on 24 Ft. & up models. 2’ stationary deck available on 24 ft. model, 4’ Stationary available on 26 Ft model, 6 ft. stationary available on 28 Ft model, 8’ stationary available on 30 ft. model. The PE16 has a 17° tilt angle.

AXLE OPTIONS

7,000 Lb Dexter Electric/Spring (FSA)
8,000 Lb Dexter Electric/Spring (FSA)

COUPLER OPTIONS

2-5/16” Adjustable BP Coupler (Flat-Mount)
3” Adjustable Pintle Ring (6-Hole)
3” Adjustable Pintle Ring (Flat-Mount)

POPULAR OPTIONS

ST215/75 R17.5 LRH
Steel Diamond Plate Floor
Rough Oak Floor
Blackwood Lumber (classic or PRO)
12” OC Cross-Members
25K Drop-Leg Jacks (2-Speed)
MAX-Jacks (Hydraulic)
Solar Charger
8 Amp Charger
Wireless Remote
LED Light Bar (Single or Dual Row)

POPULAR OPTIONS

3” or 4” D-Rings (weld-on, bolt-on, recessed or removable)
48” Side-Mount Tool Box
12” MAX-Step(s)
Tongue-Mount Tool Box
Under-Frame Bridge
Winch Plate
12K, 15K, or 17.5K Winch Package
Slide Track With Adjustable Ratchets
24 Ft. Tilt-able Deck

16° TILT ANGLE | LOAD TRAIL 232 PROTECTED | DEXTER | POWDER PRIMER STANDARD | POWDER TOUGH COATED

GVWR	LENGTHS	WIDTHS	DECK HEIGHT	BASE WEIGHT	G.A.W.R.
14,000 - 21,000 lbs	22 - 30 ft	102”	35”	5,353 - 7,001 lbs	7,000 - 8,000 lbs/Axle

For a complete list of options and available configurations, visit us at www.loadtrail.com.

PT22 | PT24 | PT30

12” Pierced I-Beam Heavy-Duty Pintle Equipment Tilt

LOAD TRAIL

Stock photo. May be shown with additional options.

PT

STANDARD FEATURES

- 22,000 lb GVWR
- 10,000 lb GAWR
- 12” I-Beam Tongue
- 12” I-Beam Frame
- 10” I-Beam Deck Frame
- 3” Channel 16” OC Cross-members
- (2) 10,000 lb DEXTER Electric/Spring Axles (with Forward Self-Adjust brakes)
- Heavy Duty Suspension System (HDSS)
- 16” 8-Hole Wheels
- ST235/80 R16 LRE Tires (includes spare)
- (2) 10,000 lb Drop-Leg Jacks
- Dual Powered Hydraulic System
- 6”x 29”x 2-3/4” Hyd. Cylinder + Scissor Hoist (w/ 12v Deep Cycle Battery & 5 amp charger)
- 26 Ft. Standard Tilt-able Deck (see notes)
- 3” Adjustable Pintle Coupler
- In-Tongue Tool Tray
- 48” Side-Mount Tool Box
- 2” Rub Rail, Pipe Spools, & Stake Pockets
- Treated Pine Flooring
- (2) Safety Chains
- LED Lighting
- 16 Ga. 5-Way Double-Insulated Harness w/7-way RV Plug & Front Polar Cord
- Mechanical and/or Chemical Pretreatment for Maximum Paint Adhesion
- Black Polyester TGIC Gloss Powder Topcoat With PRIMER STANDARD

Standard features shown are based on PT22 model. Standard features vary by model. Axles available in straight or torsion, with electric or hydraulic brakes. Standard tilt-able deck is 26 Ft. Stationary deck available on 28 Ft. & up models. 2’ stationary deck available on 28 ft. model, 4’ Stationary available on 30 ft. model, 6 ft. stationary available on 32 ft. model, 8’ stationary available on 34 ft. model.

AXLE OPTIONS

10,000 Lb Dexter Electric/Spring (FSA)
12,000 Lb Dexter Electric/Spring (FSA)
15,000 Lb Dexter Electric/Spring (FSA)

COUPLER OPTIONS

2-5/16” Adjustable BP Coupler (Flat-Mount)
3” Adjustable Pintle Ring (6-Hole)
3” Adjustable Pintle Ring (Flat-Mount)

POPULAR OPTIONS

ST215/75 R17.5 LRH
Steel Diamond Plate Floor
Rough Oak Floor

POPULAR OPTIONS

Blackwood Lumber (classic or PRO)
12” OC Cross-Members
25K Drop-Leg Jacks (2-Speed)
MAX-Jacks (Hydraulic)
Solar Charger
8 Amp Charger
Wireless Remote
LED Light Bar (Single or Dual Row)
3” or 4” D-Rings (weld-on, bolt-on, recessed or removable)
48” Side-Mount Tool Box

POPULAR OPTIONS

72” Side-Mount Tool Box
18” In-Deck Rollers
Tongue-Mount Tool Box
Under-Frame Bridge
Pipe Bridge
Winch Plate
12K, 15K, or 17.5K Winch Package
Weld-On Ratchets
Slide Track With Adjustable Ratchets
24 Ft. Tilt-able Deck

16° TILT ANGLE | LOAD TRAIL 232 PROTECTED | DEXTER | HDSS SUSPENSION SYSTEM | POWDER PRIMER STANDARD | POWDER TOUGH COATED

GVWR	LENGTHS	WIDTHS	DECK HEIGHT	BASE WEIGHT	G.A.W.R.
22,000 - 30,000 lbs	26 - 40 ft	102”	36”	8,141 - 11,017 lbs	10,000 - 15,000 lbs/Axle

For a complete list of options and available configurations, visit us at www.loadtrail.com.

GN

GN10 | GN14 | GN16 | GN21
8” I-Beam Gooseneck Tilt-N-Go

LOAD TRAIL

Stock photo. May be shown with additional options.

STANDARD FEATURES

- 14,000 lb GVWR
- 7,000 lb GAWR
- 10” I-Beam Neck
- 8” I-Beam Frame
- 3” Channel 16” OC Cross-members
- (2) 7,000 lb DEXTER 2 Electric/Torsion Axles (with Forward Self Adjust)
- 16” 8-Hole Wheels
- ST235/80 R16 LRE Tires (spare included)
- Torsion Suspension
- (1) 10,000 lb Drop-Leg Jack
- 2-5/16” Adjustable Round Gooseneck Coupler
- 3” x 10” x 1.25” Gravity Cylinder
- 16 Ft. Tilt-able Deck + Stationary Deck (see notes)
- Steel Diamond Plate Fenders (weld-on)
- Full-Width Front Tool Box
- Fold-down Spare Tire Mount
- (6) 3” D-rings
- (2) - Safety Chains
- Treated Pine Floor
- LED Lighting
- 16 Ga. 5-Way Double-Insulated Harness w/ 7-way RV Plug & Front Polar Cord
- Mechanical and/or Chemical Pretreatment for Maximum Paint Adhesion
- Black Polyester TGIC Gloss Powder Topcoat With PRIMER STANDARD

Standard features shown are based on GN14 model. Standard features vary by model. Axles also available with hydraulic brakes. 24 ft. & up models receive tandem 10K jacks. 2’ stationary deck standard on 18 Ft. model. 4’ stationary deck standard on 20 Ft. model. 6’ stationary deck standard on 22 Ft. model. 8’ stationary deck standard on 24 Ft. model. Deck height changes to 26” when 8K axle option is selected. The GN10 has a 9° tilt angle. The GN16 has a 11° tilt angle.

AXLE OPTIONS
5,200 Lb Dexter Electric/Torsion (FSA)
7,000 Lb Dexter Electric/Torsion (FSA)
8,000 Lb Dexter Electric/Torsion (FSA)

COUPLER OPTIONS
2-5/16” Rd. Adjustable GN Coupler (25K)
2-5/16” Sq. Adjustable GN Coupler (25K)

POPULAR OPTIONS
ST215/75 R17.5 LRH Tires
Steel Diamond Plate Floor
Rough Oak Floor

POPULAR OPTIONS
Douglas Fir Floor
Blackwood Lumber (classic or PRO)
12” OC Cross-members
Locking Chain Rack
Fork Holders
(2) 10K Drop-Leg Jacks
(2) 25K Drop-Leg Jacks
MAX-Jacks (Hydraulic)
Power Up/Power Down Hyd. System
Solar Charger
8 Amp Battery Charger

POPULAR OPTIONS
Wireless Remote
LED Light Bar (single or dual row)
6” or 12” Raised Neck & Coupler
Fold-Down Spare Tire Mount
Additional 3” or 4” D-rings (weld-on, bolt-on, recessed or removable)
Rub Rail
12” MAX-Step(s)
Top-Riser Tool Box
12K, 15K 17.5K Winch Package
Winch Plate

10° TILT ANGLE | LOAD TRAIL 232 PROTECTED | DEXTER | POWDER PRIMER STANDARD | POWDER TOUGH COATED

GVWR	LENGTHS	WIDTHS	DECK HEIGHT	BASE WEIGHT	G.A.W.R.
9,990 - 21,000 lbs	18 - 26 ft	83 - 102”	24”	4,640 - 5,400 lbs	5,200 - 8,000 lbs/Axle

For a complete list of options and available configurations, visit us at www.loadtrail.com.

GN20

8” I-Beam 20,000 G.V.W.R. Gooseneck Tilt-N-Go

Stock photo. May be shown with additional options.

STANDARD FEATURES

- 20,000 lb GVWR
- 10,000 lb GAWR
- 10” I-Beam Neck
- 8” I-Beam Frame
- 3” Channel 16” OC Cross-members
- (2) 10,000 lb DEXTER 2 Electric/Torsion Axles (with Forward Self Adjust)
- 16” 8-Hole Wheels
- ST235/80 R16 LRE Tires (spare included)
- Torsion Suspension
- (2) 10,000 lb Drop-Leg Jacks
- 2-5/16” Adjustable Round Gooseneck Coupler
- 3” x 10” x 1.25” Gravity Cylinder
- 16 Ft. Tilt-able Deck + Stationary Deck (see notes)
- Steel Diamond Plate Fenders (weld-on)
- Full-Width Front Tool Box
- Fold-down Spare Tire Mount
- (6) 3” D-rings
- (2) - Safety Chains
- Treated Pine Floor
- LED Lighting
- 16 Ga. 5-Way Double-Insulated Harness w/ 7-way RV Plug & Front Polar Cord
- Mechanical and/or Chemical Pretreatment for Maximum Paint Adhesion
- Black Polyester TGIC Gloss Powder Topcoat With PRIMER STANDARD

Standard features shown are based on GN20 model. Standard features vary by model. Axles also available with hydraulic brakes. 24 ft. & up models receive tandem 10K jacks. 2’ stationary deck standard on 18 Ft. model. 4’ stationary deck standard on 20 Ft. model. 6’ stationary deck standard on 22 Ft. model. 8’ stationary deck standard on 24 Ft. model. Deck height changes to 26” when 8K axle option is selected. The bumper pull model (TH20) has a 12° tilt angle.

AXLE OPTIONS

10,000 Lb Dexter Electric/Torsion (FSA)

COUPLER OPTIONS

2-5/16” Rd. Adjustable GN Coupler (25K)
2-5/16” Sq. Adjustable GN Coupler (25K)

POPULAR OPTIONS

ST215/75 R17.5 LRH Tires
Steel Diamond Plate Floor
Rough Oak Floor
Douglas Fir Floor

POPULAR OPTIONS

Blackwood Lumber (classic or PRO)
12” OC Cross-members
Locking Chain Rack
Fork Holders
(2) 10K Drop-Leg Jacks
(2) 25K Drop-Leg Jacks
MAX-Jacks (Hydraulic)
Power Up/Power Down Hyd. System
Solar Charger
8 Amp Battery Charger
Wireless Remote

POPULAR OPTIONS

LED Light Bar (single or dual row)
6” or 12” Raised Neck & Coupler
Fold-Down Spare Tire Mount
Additional 3” or 4” D-rings (weld-on, bolt-on, recessed or removable)
Rub Rail
15” MAX-Step(s)
Top-Riser Tool Box
12K, 15K 17.5K Winch Package
Winch Plate

GVWR	LENGTHS	WIDTHS	DECK HEIGHT	BASE WEIGHT	G.A.W.R.
20,000 lbs	18 - 26 ft	83 - 102”	N/A	N/A - 6,100lbs	10,000 lbs/Axle

For a complete list of options and available configurations, visit us at www.loadtrail.com.

GE

GE14 | GE16 | GE21

10” I-Beam Heavy-Duty Gooseneck Equipment Tilt

LOAD TRAIL

Stock photo. May be shown with additional options.

STANDARD FEATURES

- 14,000 lb GVWR
- 7,000 lb GAWR
- 10” I-Beam Neck
- 10” I-Beam Frame
- 6” I-Beam Deck Frame
- 3” Channel 16” OC Cross-members
- (2) 7,000 lb DEXTER Electric/Spring Axles (with Forward Self-Adjust brakes)
- Multi-Leaf Spring Suspension
- 2-5/16“ Rd. Adjustable Gooseneck Coupler
- 16” 8-Hole Wheels
- ST235/80 R16 LRE Tires (includes spare)
- Dual Acting Hyd. System (w/ 12v Deep Cycle Battery + 5amp Charger)
- 5” X 15.75” X 2” Hyd. Cylinder w/Scissor Hoist
- (2) 10,000 lb Drop-Leg Jacks
- 22 Ft Tilt-able Deck (see notes)
- Full-width Front Toolbox
- 48” Side-mount Toolbox
- 15” MAX-Step
- Fold-down Spare Tire Mount
- 2” Rub Rail, Pipe Spools & Stake Pockets
- Treated Pine Flooring
- (2) Safety Chains
- LED Lighting
- 16 Ga. 5-Way Double-Insulated Harness w/7-way Plug & Front Polar Cord
- Mechanical and/or Chemical Pretreatment for Maximum Paint Adhesion
- Black Polyester TGIC Gloss Powder Topcoat With PRIMER STANDARD

Standard features shown are based on GE14 model. Standard features vary by model. Axles also available in torsion with electric or hydraulic brakes. The standard tilt-able deck 22 ft. Stationary deck available on 24 Ft. & up models. 2’ stationary deck available on 24 ft. model, 4’ Stationary available on 26 ft. model, 6 ft. stationary available on 28 ft. model, 8’ stationary available on 30 ft. & up model. The GE16 has a 17° tilt angle.

AXLE OPTIONS

7,000 Lb Dexter Electric/Spring (FSA)
8,000 Lb Dexter Electric/Spring (FSA)

COUPLER OPTIONS

2-5/16” Rd. Adjustable GN Coupler (25K)
2-5/16” Sq. Adjustable GN Coupler (25K)

POPULAR OPTIONS

ST215/75 R17.5 LRH
Steel Diamond Plate Floor
Rough Oak Floor

POPULAR OPTIONS

Blackwood Lumber (classic or PRO)
12” OC Cross-Members
25K Drop-Leg Jacks (2-Speed)
MAX-Jacks (Hydraulic)
Solar Charger
8 Amp Charger
Wireless Remote
LED Light Bar (Single or Dual Row)
3” or 4” D-Rings (weld-on, bolt-on, recessed or removable)
6” or 12” Raised Neck & Coupler

POPULAR OPTIONS

Deck Over Neck (102” X 96” w/45° corners)
18” In-Deck Rollers
Locking Chain Rack
48” Side-Mount Tool Box
Top Riser Tool Box
Under-Frame Bridge
Winch Plate
12K, 15K, or 17.5K Winch Package
Slide Track With Adjustable Ratchets
24 Ft. Tilt-able Deck

16° TILT ANGLE | LOAD TRAIL 232 PROTECTED | DEXTER | POWDER PRIMER STANDARD | POWDER TOUGH COATED

GVWR	LENGTHS	WIDTHS	DECK HEIGHT	BASE WEIGHT	G.A.W.R.
14,000 - 21,000 lbs	22 - 32 ft	102”	36”	5,940 - 7,595 lbs	7,000 - 8,000 lbs/Axle

For a complete list of options and available configurations, visit us at www.loadtrail.com.

GT22 | GT24 | GT30

12” Pierced I-Beam Heavy-Duty Gooseneck Equipment Tilt

LOAD TRAIL

Stock photo. May be shown with additional options.

GT

STANDARD FEATURES

- 22,000 lb GVWR
- 10,000 lb GAWR
- 12” I-Beam Neck
- 12” I-Beam Frame
- 10” I-Beam Deck Frame
- 3” Channel 16” OC Cross-members
- (2) 10,000 lb DEXTER Electric/Spring Axles (with Forward Self-Adjust brakes)
- Heavy Duty Suspension System (HDSS)
- 2-5/16“ Rd. Adjustable Gooseneck Coupler
- 16” 8-Hole Wheels
- ST235/80 R16 LRE Tires (includes spare)
- Dual Acting Hyd. System (w/ 12v Deep Cycle Battery + 5amp Charger)
- 6” X 29” X 2-3/4” Hyd. Cylinder w/Scissor Hoist
- (2) 10,000 lb Drop-Leg Jacks
- 26 Ft Tilt-able Deck (see notes)
- Full-width Front Toolbox
- 48” Side-mount Toolbox
- 15” MAX-Step
- Fold-down Spare Tire Mount
- 2” Rub Rail, Pipe Spools & Stake Pockets
- Treated Pine Flooring
- (2) Safety Chains
- LED Lighting
- 16 Ga. 5-Way Double-Insulated Harness w/7-way Plug & Front Polar Cord
- Mechanical and/or Chemical Pretreatment for Maximum Paint Adhesion
- Black Polyester TGIC Gloss Powder Topcoat With PRIMER STANDARD

Standard features shown are based on GT22 model. Standard features vary by model. Axles also available in torsion with electric, hyd. or air brakes. Under-Frame Bridge and Pipe Bridge standard on 36’ and up. 17.5” Wheels & Tires standard with 15K axle option. 12” x 22lb/ft I-Beam standard with 15K axle option. HDSS is only standard on tandem dual configurations.

AXLE OPTIONS

10,000 Lb Dexter Electric/Spring (FSA)
12,000 Lb Dexter Electric/Spring (FSA)
15,000 Lb Dexter Electric/Spring (FSA)
Air Ride Suspension w/Lift Axle

COUPLER OPTIONS

2-5/16” Rd. Adjustable GN Coupler (25K)
2-5/16” Sq. Adjustable GN Coupler (25K)

POPULAR OPTIONS

ST215/75 R17.5 LRH
Steel Diamond Plate Floor
Rough Oak Floor

POPULAR OPTIONS

Blackwood Lumber (classic or PRO)
12” OC Cross-Members
25K Drop-Leg Jacks (2-Speed)
MAX-Jacks (Hydraulic)
Solar Charger
8 Amp Charger
Wireless Remote
LED Light Bar (Single or Dual Row)
3” or 4” D-Rings (weld-on, bolt-on, recessed or removable)
6” or 12” Raised Neck & Coupler

POPULAR OPTIONS

Deck Over Neck (102” X 96” w/45° corners) Locking Chain Rack
18” In-Deck Rollers
48” Side-Mount Tool Box
Top Riser Tool Box
Under-Frame Bridge
fold-Down Spare Tire Mount
Winch Plate
12K, 15K, or 17.5K Winch Package
Slide Track With Adjustable Ratchets
24 Ft. Tilt-able Deck

16° TILT ANGLE | LOAD TRAIL 232 PROTECTED | DEXTER HDSS SUSPENSION SYSTEM | POWDER PRIMER STANDARD | POWDER TOUGH COATED

GVWR	LENGTHS	WIDTHS	DECK HEIGHT	BASE WEIGHT	G.A.W.R.
22,000 - 30,000 lbs	26 - 40 ft	102”	36”	8,854 - 11,104lbs	10,000 - 15,000 lbs/Axle

For a complete list of options and available configurations, visit us at www.loadtrail.com.

SMOOTH OUT THE TOUGHEST ROADS

At Load Trail, we are committed to providing only the best, premium quality components on the market for our trailers. That's why the Dexter Heavy Duty Suspension System is standard on every Load Trail with 10,000 - 16,000 lb axle configurations. Just like a Load Trail, this suspension system is built tough to work as hard as you do. It is built to be balanced, easily adjusted, and withstand heavy loads.

- Provides the ability for axle alignment through the adjustable trailing rods reducing dog tracking and increasing tire life.
- Double slipper springs for better tracking and less maintenance.
- 5-year limited warranty on suspension system combined with original Dexter axles.
- Heavy duty mechanical suspension designed for axles from 10,000 to 25,000 lbs. in tandem sets.
- Heavy duty hangers and equalizers are made from high yield fabricated light weight steel resulting in a lighter more durable trailer suspension.
- Industry standard 49.00" axle spacing provides better load balance and trailer stability.
- Extended life equalizer bushing leads to lower maintenance time and cost.



POPULAR UPGRADES

BLACKWOOD LUMBER

BLACKWOOD PRO


1/8” STEEL DP FLOOR


18” IN-DECK ROLLERS

ST215/75 R17.5 W&T

WIRELESS REMOTE

DECK-OVER-NECK

LED LIGHT BAR

72” SIDE-MOUNT TOOLBOX

SIDE-MOUNT TOOLBOX

TOP RISER TOOLBOX

WINCH PACKAGE

RATCHETS W/SLIDE TRACK

CHAIN RACK

25K DROP-LEG JACKS

SOLAR CHARGER

232 PROTECTED

Load Trail is proud to be home to the best warranty on the market. Our 232 Protection plan is included on every load trail trailer and includes coverage above & beyond that of most other trailer warranties.

BENEFITS OF 232 PROTECTION INCLUDE:

- TOWING / ROAD REIMBURSEMENT FOR BOTH TOW VEHICLE AND TRAILER
- FLAT TIRE CHANGES
- VEHICLE FLUID DELIVERY
- JUMP STARTS (DEAD BATTERY SERVICE)
- LOCK-OUT SERVICES
- ON AND OFF-ROAD COVERAGE
- BOTH COMMERCIAL & CONSUMER USE

We are confident in our product and have the warranty to prove it. For full coverage and warranty details, please see your Load Trail Owner's Manual or visit us at www.loadtrail.com

2-YEAR

COMPREHENSIVE COVERAGE

This comprehensive coverage will protect you from manufacturing defects on every single component on the trailer.

3-YEAR

STRUCTURAL WARRANTY

When used according to guidelines, we guarantee our trailer to be structurally free from defects for three years.

2-YEAR

ROADSIDE REIMBURSEMENT

This protection will give you the peace-of-mind to hit the road any time with your trailer and your tow vehicle anywhere in the US & Canada, for personal or business use. Our roadside service program will make sure you are never stranded due to unforeseen circumstances when on business or personal trips. All benefits for the trailer are automatically extended to the tow vehicle, and are both covered for two years from the purchase date of your Load Trail trailer. Best of all, our roadside service program is included on every new Load Trail trailer - free of charge.

ABOUT LOAD TRAIL

At Load Trail, we're more than just a trailer manufacturer - we're a family of hardworking people on a mission to build the best. Since 1996, we've been crafting professional-grade trailers with the people in mind that provide for their families. We know that our customers are the backbone of America, and we're proud to be a part of their journey.

We started small, but our determination and dedication to our craft has led us to become one of the largest trailer brands in the industry. Our state-of-the-art facilities and expert team of over 500 employees constantly push the boundaries and explore new ways to innovate and improve.

We're not just in the business of building trailers, we are in the business of building trust. That's why we stand behind our product with the industry's leading warranty and are committed to providing world-class customer service. Whether you're looking to buy a trailer or own a Load Trail, we're here to exceed your expectations.

We may have grown over the years, but we'll always be the small, family-owned, operated business that started it all. And we'll always be proud to be the heroes that help you take on your next adventure.

LOAD TRAIL

Est. 1996

220 FM 2216 | Sumner, TX 75486 | www.loadtrail.com | 903-783-3900